

Using automation in preventing using restraints in acutely suicidal patients



REMCO DE WINTER MD PHD

WOUTER VAN MAANEN

WILLEM NUGTEREN MSC

ARLETTE VAN AMERONGEN MD

9 SEPTEMBER, 2016

THE 16TH SYMPOSIUM ON SUICIDE AND SUICIDAL
BEHAVIOUR

OVIEDO SPAIN

WWW.SUICIDALITEIT.NL



Parnassia Groep



**UNIVERSITY
AMSTERDAM**

No Conflict of Interest



Content



- Netherland suicidal behaviour and figures
- Suicidal behaviour in mental health
- Serious suicidal behaviour, admission and risk taxation
- Seclusion during high risk
- Development of alternatives
- Automation rooms
- Use of automation rooms
- Results
- Conclusions

Neth ands

- 17.01 million inhabitants
- 7th place happiness population (↓) *(WHR)*
- High density psychiatrists (1:5600)
- Suicide rate 1:11.06 overall (2015)
 - Since 7 years >38% increase

KCAP The Hague



Suicide rate in Netherlands

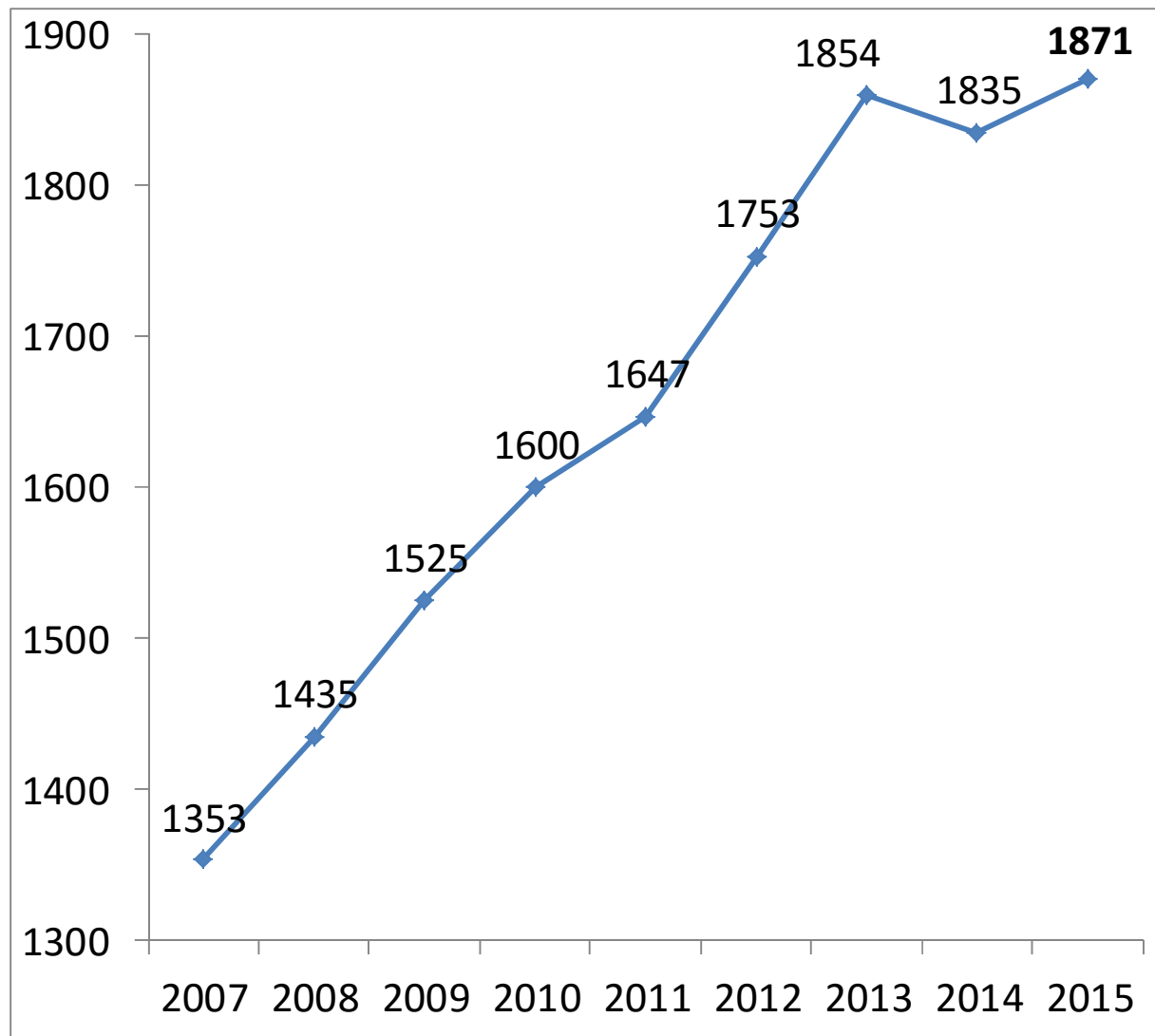
between 2007-2015
(male: female = 2.2:1)

2015 : 16 900 726
citizens

11,07:100,000

2007 : peak economy,
lowest suiciderate since
1970

<http://suicidaliteit.nl/nuancering%20su%C3%AFcide%20cijfer%202013.html>



Suicidal behaviour in society & MH



- Suicide..... too late for mental health
- 40% suicides treatment in mental health...(Huisman et al 2010)
- **Mental health:**
- Experts diagnosis & treatment of serious suicidal behaviour!
- Very very very serious > admission...
 - Last resort
 - And then....?



Admission

- False sense of security?
- Iatrogenic?
- Last resort?
- Possible rapid treatment
- Observation
- Unburden support system



Risk taxation suicidal behaviour & closed wards



- Concentration of serious suicidal behaviour
- Increased risk suicide (>50-80 x)
- No specific guidelines, just general
- Specific Dutch setting?
- ? Open < >closed (Huber et al 2016)



What is serious?



- For example:
- ♂ 46 years cutting in belly
 - MD and melancholic with psychotic features
 - ECT.....
- Chronically suicidal, acute serious acting out behaviour
 - ♀ 24 years major life event also major depression
 - Time .. SSRI and system interventions...



Serious suicidal behaviour and acting *“study design”*

- Acting of mental healthworker changes outcome.....
- Randomised trial > serious lethal suicidal behaviour
 - Group 1 admission
 - Group 2 no admission
- Outcome suicide!



Suicidal behaviour and closed admission



- Suicidal behaviour 28.7% (368/1324) (Miedema ea 2016)

Development Phase plan 2007

- For every patient multidisciplinary risk taxation!
- Daily registration and taxation
- Clarity of taxation for all?



Acute ward, phase plan (de Winter et al 2011)



Phase 5 (Red)

Continuous observation (seclusion during night)

Serious suicidal

Phase 4 (Orange)

Supervision (differentiation)

Phase 3 (yellow)

No freedom outside


Phase 2 (Green)

Freedom

Phase 1 (Blue)

discharge

Non-suicidal



High risk?



Fase 5 (very high risk)	3.5%
Fase 4 (high risk)	7.1%
Fase 3 (acceptable risk)	“59.5%”
Fase 2 (acceptable risk)	28.0%
Fase 1 (acceptabel risk)	1.9%)

A study of the connection between coercive measures used in a closed acute psychiatric ward and the socio-demographic and clinical characteristics of the patients involved

TIJDSCHRIFT VOOR PSYCHIATRIE 58(2016)6, 434-445

N. MIEDEMA, M.C. HAZEWINKEL, D. VAN HOEKEN, A.S VAN AMERONGEN, R.F.P. DE WINTER

TABEL 2 Klinische kenmerken in relatie tot dwangmaatregelen

Klinisch kenmerk	Totaal		Dwangmaatregel					
	N	%	Separatie		χ^2 -toets**	Noodmedicatie		χ^2 -toets**
			Ja	% Ja		Ja	% Ja	
Alle opnames	1283	100,0%	260	20,3%		182	14,2%	
Opnamereden*								
Psychotische decompensatie	472	36,8%	127	48,8%	$\chi^2 = 20,385$; df = 1; p < 0,001	94	51,6%	$\chi^2 = 20,404$; df = 1; p < 0,001
Suïcidaliteit	370	28,8%	45	17,3%	$\chi^2 = 21,127$; df = 1; p < 0,001	23	12,6%	$\chi^2 = 27,003$; df = 1; p < 0,001
Agressie	216	16,8%	78	35,8%	$\chi^2 = 40,681$; df = 1; p < 0,001	68	37,4%	$\chi^2 = 62,697$; df = 1; p < 0,001

OPNAMEAFDELING

Alternatives



- Phase 5 permanent observation
 - For 52 patients 4 nurses (23.00 - 7.30)
 - During nights seclusion.....
- Seclusion and suicidal behaviour!
- Seclusion = detrimental (de Winter et al 2011)



Mission!




- **No more use of seclusion rooms for suicidal patients!**



Finding alternatives



- Since 2010, development of alternatives!
- Patients and staff prefer modern detection systems : separation (Hazewinkel et al 2014).
- Searching for alternatives with detection?
- Learning detection systems/smart wrist application/smartphone application/rooming in etc..



Alternative for seclusion during nights



- finally
- Development of **Automation rooms!**



Universiteit Leiden



Collaberation AVICS



[Home](#)

[Over Avics](#)

[Zorgtechnologie](#)

[Onze klanten](#)

[Nieuws](#)

[Contact](#)

Wij kunnen u de volgende diensten leveren

De vraag naar nieuwe domotica oplossingen in de zorg wordt steeds groter en de wensen steeds uitgebreider en complexer.

De vraag naar nieuwe domotica oplossingen in de zorg wordt steeds groter en de wensen steeds uitgebreider en complexer. Benieuwd naar de mogelijkheden? Wij denken graag met u mee, maak een afspraak: 0889110911



Connect&Care

De Avics Cloud oplossing biedt



Slimme Optische Sensor (SOS)

De slimme optische sensor, tot 90% minder



Zorgalarmering over wifi

Een zorgoproepsysteem op basis van WiFi met



Zorgalarmering over GSM

Uw huidige zorgoproepsysteem



Automati

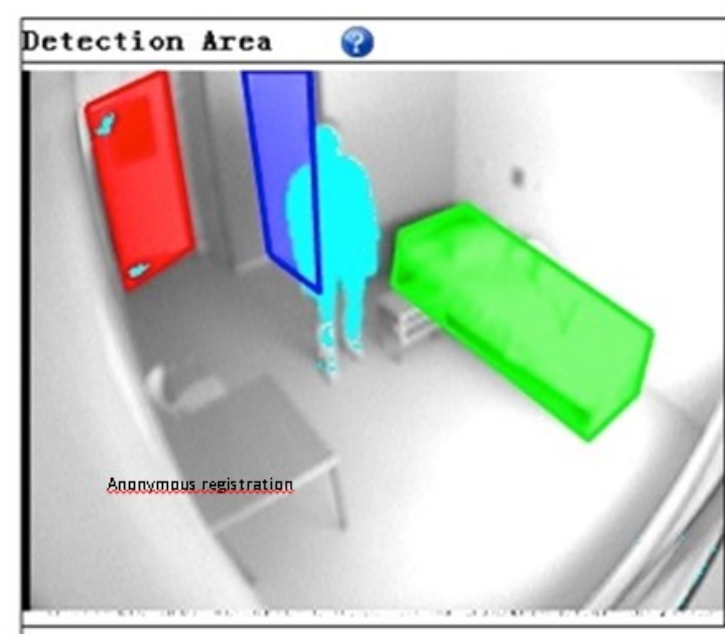
1. Smart sensor
2. Movement sensor
3. Movement sensor
4. Acoustic sensor
5. Door sensor
6. Smartglass



Smart sensor



Sensor



Anonymous registration

Acting after signal



- Signal:
- 1. Sensor detection movement or otherwise in room.
- 2. Signal notification on handsensor
- 3. Watching Video fragment on pc
- 4. Face to face contact patient

Results Automation room



- Experience almost 2 years (end 2014-2016) 3 “rooms”
- All suicidal patients Phase 5 > automation room >night
- Depressive disorder most common
- 82 times usage automation room (67 individuals)
 - 4 patients 3 admissions, 7 patients 2 admission
- Total 714 nights usage automation room
 - 20 nights > finally seclusion
- No suicides
- Several times bugs in system (no figures)

Light in the darkness



Decrease in seclusions

● **97.2 %** ↓

- in using seclusion rooms for suicidal patients.
- All seclusions ~ 0.6% primary suicidal behaviour (was 17.3%!)
- Still some bugs in the automation system.....

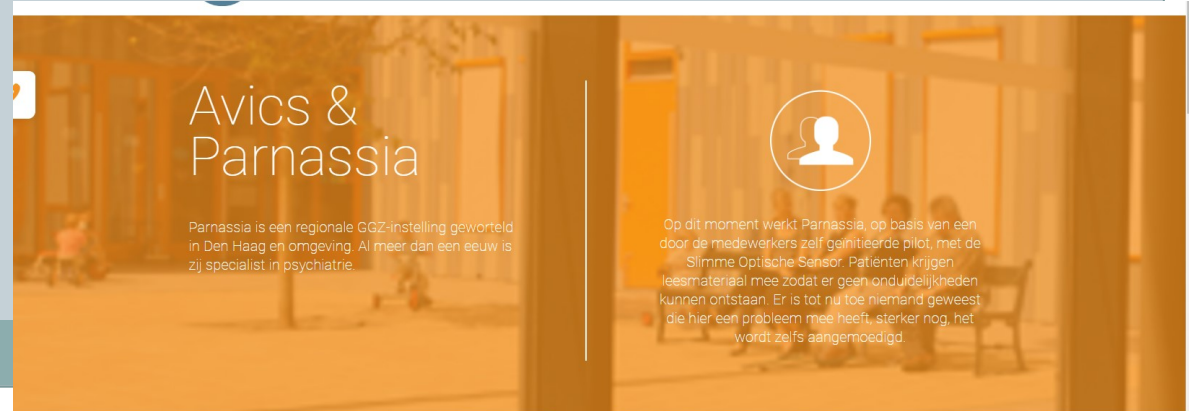
	<i>Total (n = 67)</i>	<i>♀(n = 37)</i>	<i>♂ (n = 30)</i>	<i>p</i>
<u>Age (SD)</u>	39.5 (15.05)	36.4(14.6)	43.4 (14.9)	ns
<u>Major diagnoses</u>				
<u>Comorbidity (%)</u>	20 (29.9%)	13 (35.1%)	7 (23.3%)	ns
<u>Depressive disorder</u>	24 (35.8%)	14 (37.8%)	10 (33.3%)	ns
<u>(psychotic depression)</u>	(9(13.4%)	4 (10.8%)	5 (16.7%)	ns
<u>Primary psychotic</u>	18 (26.9%)	6 (16.2%)	12 (33.3%)	0.029
<u>Personality disorder</u>	18 (26.8%)	10 (27%)	8 (26.7%)	ns
<u>Substance/alcohol</u>	8 (11.9%)	4 (10.1%)	4 (13.3%)	ns
<u>PTSD</u>	7 (10.4%)	5 (13.5%)	2 (6.7%)	ns
<u>Anxious disorder</u>	5 (7.5%)	3 (8.1%)	2 (6.7%)	ns
<u>Autism</u>	1 (1.5%)	2 (5.4%)	0 (0%)	ns
<u>rest</u>	3 (4.5%)	2 (5.4%)	1 (3.3%)	ns
<u>Unknown</u>	4 (6.0%)	3 (8.1%)	1 (3.3%)	ns
<u>Automation usage</u>				
<u>repeated</u>	15	13	2	0.024
<u>average nights (range)</u>	8.7 (1-138)	10.2 (1-138)	6.4 (1-29)	ns

Experiences of staff

Survey nursing staff N = 24



- Revealed that automation was used mainly at night.
- Automation is seen as an alternative for restraint methods during admission.
- Patients and staff trust the new technology. There is a strong desire for continuing the supplementary method.



limitations



- Naturalistic design
- No control
- Unknown missing data
- Etc.....

Conclusions




- Seclusion not anymore last resort for serious suicidality
- Long development over 9 years
- Automation rooms are save, staff is satisfied & hopefull
- Depressive disorder most common
- Male using automation > ↑psychotic disorder
- Female more often readmitted and using automation
- Automation rooms > 97.2% decrease of seclusion!!

Time.....



● 9 years.....



Personal involvement: development automation rooms (suicidaliteit.nl)



- **2007:** development phasing plan for suicide risk (*intern publication 2007, national paper 2011, book chapter 2016, several oral national/international presentations*)
- **2010-2014:** adoption phasing plan different Dutch mental health institutes (*different national oral presentations*)
- **2009-2010:** cohort of 1314 admissions on a closed ward and phasing plan (*publication 2016, 2 international poster presentations (ESSSB14 IASP), 1 national poster presentation, several oral national/international presentations, publication in preparation*)
- **2010-** starting finding alternatives for seclusion during high suicide risk (*Leonardo grant, several oral presentations, collaboration Technical university Delft/ University Leiden/IPT telemedicine/AVICS*)
- **2011-2013** study: opinion staff and patients for alternatives for seclusion (*several oral national presentations, manuscript in review*)
- **2015** pilot automation rooms n = 13 (*national poster NVvP 2015*)
- **2016** extension pilot n = 67 (*presentation ESSSB 2016, manuscript....?*)



Thank you audience.....



- **Always welcome to visit the clinic!**
- R.dewinter@parnassia.nl
- info@suicidaliteit.nl


- **Thanks:**
 - Mirjam Hazewinkel, Narna Miedema, Wouter van Maanen, Stephanie Bohnen, Erik Hoencamp, Willem van Nugteren, Manix Asscheman, Monique Roggeveen, Jacomien Krijger, Arlette van Amerongen, Koos Maquelin, Jorijn Deenen, Petra Moonen, Youssef Aouaj , Bart van den Aakster, Pieter Jonker, Ellen van Hummel, Nolly vd Zeijden, Huib de Ridder, Suzanne Stuurman, Erik Hoencamp, Eddo Velders, Dave Gasper, Alan Zenderink, Joop Wallenburg, Wail Saadani.


Questions





- <https://youtu.be/o5HrZ6YnM1o>













Suicidal behaviour 2009-2010



	All (n = 1284)	High risk (n =137)
Suicide	n = 4 (0,3%)	n = 1 (0.7%)
Suicide attempt (lethal intent)	n = 41 (3.2%)	n = 25 (18.2%) ^a
Suicide attempt (non-lethal intent)	n = 78(6,1%)	n = 33 (24.1%) ^a
Suicidal tendencies	n= 82 (6,4%)	n = 21 (15.3%) ^a
Suicidal thoughts	n= 213 (16.6%)	n = 28 (20.4%)

	Acceptable N =1147	High risk N =137	Sign.
CGI	5.2	5.7	p <.001
GAF (categorised)	23.4	30.2	p <.001
Female	42.6%	60.6%	p <.001
Age	39.8	34.8	p <.001
Married/living together	30%	39%	ns
Having children	34.6%	36.5%	ns
Voluntary	63.2%	49.6%	P = .007
First admission (<5 yrs)	42%	68%	p < .001
Seclusion	25.3%	17.3%	p < .001
jobless	70.5%	56%	p < .001
ECT treatment	0.7%	8.7%	p < .001